



# 2024

## REGIONAL DISTRICT OF NANAIMO PROPERTY TAXES



### Electoral Area G

RIVER'S EDGE, SAN PAREIL,  
FRENCH CREEK, LITTLE QUALICUM  
& DASHWOOD

## REGIONAL DISTRICT OF NANAIMO PROPERTY TAXES

You have received your 2024 property tax notice from the Province. The Province collects taxes for schools, roads, policing, hospital and regional district services among other taxes. The Regional District of Nanaimo (RDN) receives a payment from the Province in August each year. This payment goes directly toward the RDN services provided in your area.

### SERVICES

The RDN provides a broad range of services to its residents, with the exception of road maintenance and policing. Some examples of the services provided include:

#### REGIONAL

- ✓ Solid Waste Management
- ✓ Regional Parks
- ✓ Regional Growth Strategy
- ✓ 911 Services
- ✓ Liquid Waste Management Planning
- ✓ Drinking Water/Watershed Protection
- ✓ Search & Rescue Contribution Services
- ✓ Community Grants
- ✓ Administration

#### SUB-REGIONAL

- ✓ Transit
- ✓ Wastewater Treatment
- ✓ Community Planning
- ✓ Economic Development
- ✓ Recreation Centres
- ✓ Community Justice Contribution Services
- ✓ Bylaw Enforcement
- ✓ Building Inspection
- ✓ Emergency Planning

#### LOCAL

- ✓ Fire Protection
- ✓ Water and Sewer Utilities
- ✓ Community Parks
- ✓ Street Lighting



## NANAIMO REGIONAL HOSPITAL DISTRICT

The Nanaimo Regional Hospital District (NRHD) provides capital funding for Nanaimo Regional General Hospital, Dufferin Place, Eagle Park Health Care Facility, Trillium Lodge and Oceanside Health Centre. The Province shares capital funding costs with NRHD 60/40 with the NRHD's portion being 40%. Island Health pools funding from the Province, NRHD and other sources to maintain, improve and build health care facilities on Vancouver Island.

A budget of \$48.1 million was adopted for 2024 including \$3.5 million for minor capital equipment and projects, \$0.4 million for administration fees and \$6.1 million for debt servicing for major capital projects. The budget includes capital projects planned or underway including Chiller System Optimization, Fluoro X-Ray Machine Replacement, and a long-term care facility.

Potential future projects include a new patient tower, cancer centre, and cardiac catheterization lab. A tax levy of approximately \$45.11 per \$100,000 of assessed property value in 2024 is included in the budget for a contribution of \$28.9 million into reserves, an increase of \$9.85 per \$100,000 from the previous year. The goal is to accumulate reserves to reduce reliance on debt and prepare the NRHD to meet its partnership funding obligations for large priority projects that are urgently required in the region.



## INQUIRIES ON PROVINCIAL TAXATION AND YOUR PROVINCIAL TAX NOTICE

Please contact Surveyor of Taxes

Toll-free: 1-888-355-2700

Or: 250-387-0555

The Property Taxes website has information on homeowner grants, the tax deferral program and other valuable tax information.

[www.sbr.gov.bc.ca/rpt](http://www.sbr.gov.bc.ca/rpt)

RDN services are included on your municipal or provincial tax notice.

## FOR INFORMATION ON RDN SERVICES, VISIT

[rdn.bc.ca](http://rdn.bc.ca)

**Get Involved RDN!**

## FOR INFORMATION ON HOW TO GET INVOLVED, VISIT

[getinvolved.rdn.ca](http://getinvolved.rdn.ca)

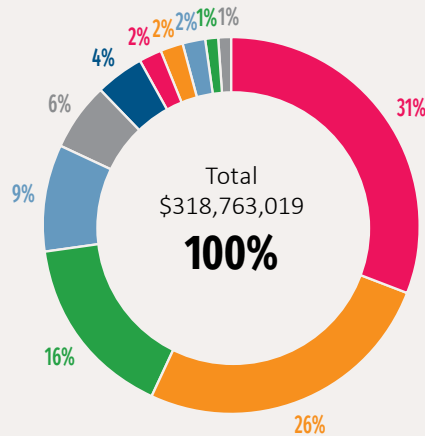
or call RDN Finance

Toll-free: 1-877-607-4111

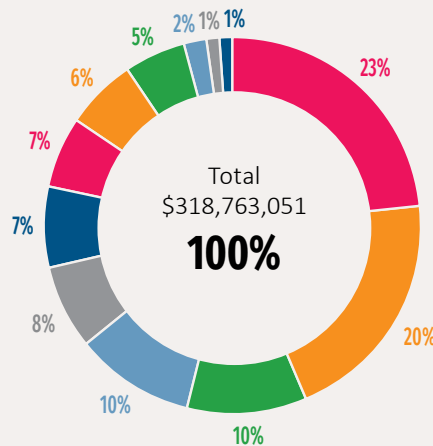
Or: 250-390-4111



#### WHERE DOES THE MONEY COME FROM?



#### WHERE DOES THE MONEY GO?



Reserve, Surplus & DCC Transfers \$99,122,928 <b>31%</b>	Taxation \$84,291,073 <b>26%</b>	Grants \$51,188,430 <b>16%</b>
Debt Proceeds \$29,648,803 <b>9%</b>	Recovery of Costs \$18,675,942 <b>6%</b>	Solid Waste Tipping Fees \$11,300,000 <b>4%</b>
Utility Billings \$7,599,972 <b>2%</b>	Other Operating \$5,233,437 <b>2%</b>	Transit Revenue \$5,124,026 <b>2%</b>
Taxation for Vancouver Island Regional Library \$3,299,919 <b>1%</b>	Recreation Program Fees \$1,916,190 <b>1%</b>	Building & Other Permits \$1,362,299 <b>&lt;1%</b>

Wastewater & Water Major Capital \$73,308,744 <b>23%</b>	Public Transit \$63,190,956 <b>20%</b>	Solid Waste Management \$33,421,130 <b>10%</b>
Regional & Community Parks \$32,635,810 <b>10%</b>	Administration & Regional Grants Services \$26,202,587 <b>8%</b>	Wastewater Treatment \$22,725,054 <b>7%</b>
Public Safety \$21,322,645 <b>7%</b>	Recreation & Culture \$17,962,018 <b>6%</b>	Utility Services \$14,782,433 <b>5%</b>
Planning & Development \$6,010,055 <b>2%</b>	Building Inspection / Bylaw Enforcement \$3,901,700 <b>1%</b>	Vancouver Island Regional Library Transfer \$3,299,919 <b>1%</b>

#### CAPITAL EXPENDITURES FOR 2024

THESE ARE THE RDN'S LARGEST CAPITAL INVESTMENTS IN THE COMING YEAR

	Wastewater Treatment Upgrades	\$71,209,153
	Parks & Recreation	\$28,178,661
	Fire Departments	\$9,143,791
	Transit	\$8,692,545
	Solid Waste / Regional Landfill	\$7,935,005
	Corporate Services	\$3,662,281
	Water Services	\$2,099,591

#### MAJOR PROJECTS THAT MAY IMPACT YOUR AREA

- ✓ French Creek Pollution Control Centre Project and Odour Control Upgrades
- ✓ Wastewater Pump Station Upgrades
- ✓ Landfill Cell One Closure
- ✓ Mid-Island EV Charging Station Installation
- ✓ Ravensong Pool Expansion Planning
- ✓ Morden Colliery Regional Trail – Nanaimo River Crossing Design and Costing
- ✓ Parkland Acquisitions
- ✓ Coats Marsh Regional Park Weir Decommissioning Planning and Design
- ✓ Errington Community Park Concession and Public Washrooms
- ✓ Oceanside Generals Hockey Society Dressing Room Project at Oceanside Place
- ✓ South Wellington School Conversion to Community Centre
- ✓ EA B Parks and Recreation Master Plan
- ✓ Transit Service Expansions
- ✓ Transit Exchange Construction
- ✓ Dashwood Fire Hall Construction
- ✓ Replacement of Fire Equipment and Vehicles

	2024	2023
Area 'G' contribution to RDN General Services property taxes total	\$4,378,188	\$4,122,794
Estimated RDN General Services tax rate per \$100,000 of assessment*	\$107.69	\$99.04
Average residential dwelling assessment value**	\$996,940	\$1,024,653
Average Area 'G' General Services property tax amount***	\$1,096.91	\$1,037.41
Change from prior year	5.7%	

#### HOW THE FUNDS ARE SPENT IN YOUR AREA

	Community & Regional Recreation	<b>30%</b>
	Community & Regional Development	<b>16%</b>
	Vancouver Island Regional Library	<b>14%</b>
	Community & Regional Parks	<b>14%</b>
	Administration & Regional Grants Services	<b>9%</b>
	Public Safety & Emergency Services	<b>9%</b>
	Transit Services	<b>6%</b>
	Solid Waste Management	<b>2%</b>

NOTES: You may also have specific local taxes included on your tax notice for services such as your fire department. Local services taxes are applied on an assessment basis only to properties in the specific area.

\* This is an estimate based on the 2024 Completed Roll values and does not include the provincial collection fee of 5.25%.

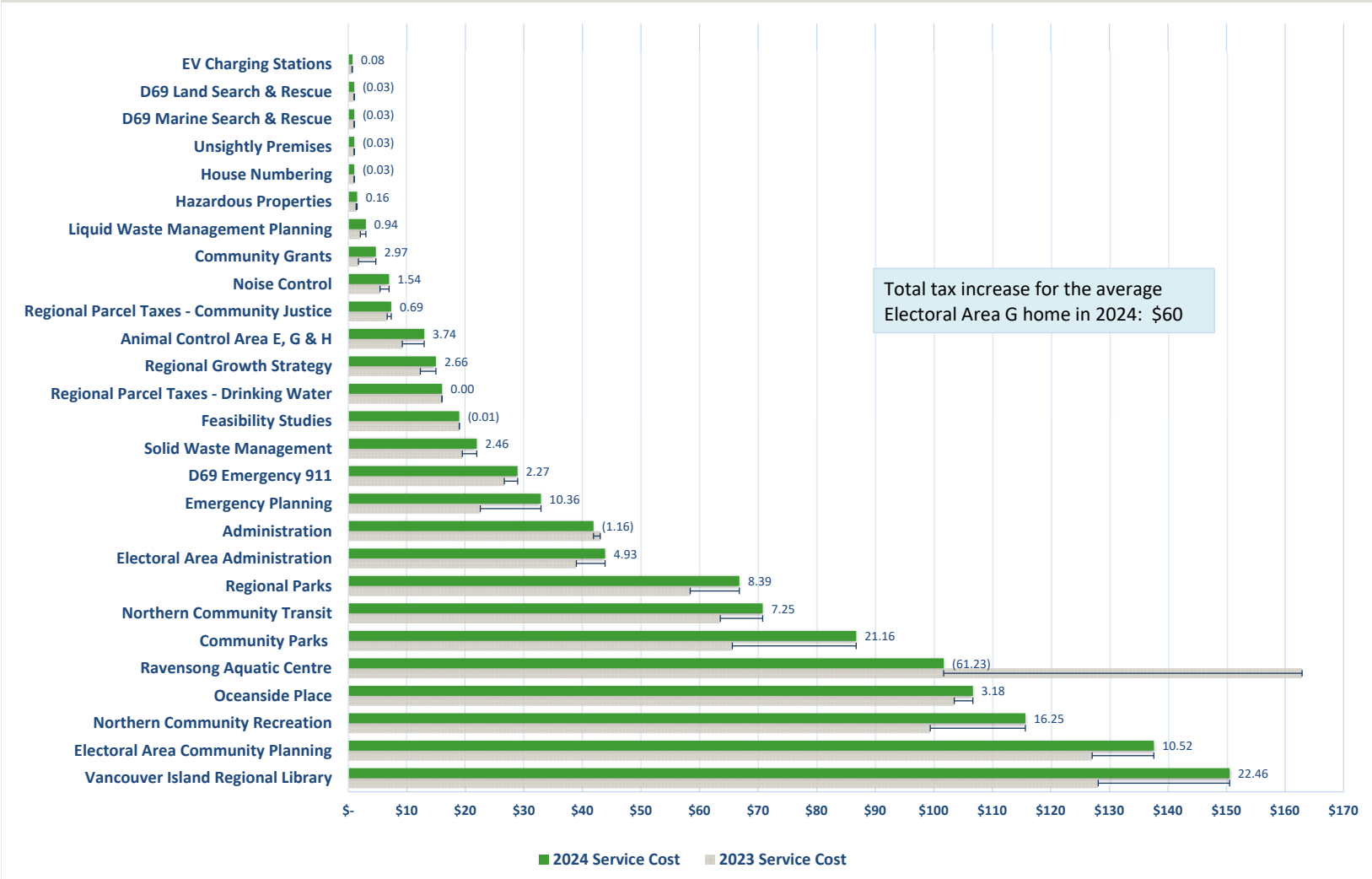
\*\* Average residential values are based on BC Assessment 2024 Completed Roll values and may vary as a result of revisions to the roll.

\*\*\* Includes Parcel Taxes of \$23.32 (2023: \$22.63) which are levied at the same amount for each property in the specified service area.

# REGIONAL DISTRICT OF NANAIMO SERVICES

## Electoral Area G Home Tax Change

2024 Total Cost for the average Electoral Area G home (\$996,940) = \$1,097



\* Local Services such as Fire, Water and Sewer are not included in the above General Services analysis. For Fire tax rates, see page 92 and for Water and Sewer, see page 30.